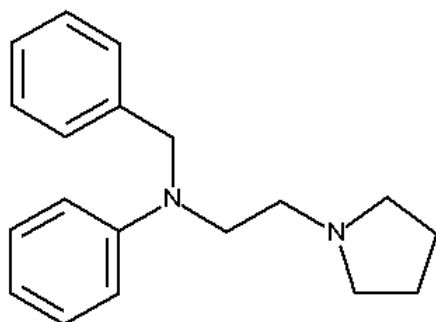




Certificate of Analysis

Reference Standard

Histapyrrodine Hydrochloride



Molecular Formula: $C_{19}H_{24}N_2 \cdot HCl$
Molecular Weight: 316.87
CAS Number: 6113-17-3

Catalogue Number: LGCFOR3102.01
Lot Number: 64049
Long-term Storage: 2 to 8 °C, dark
Appearance: white solid
Melting Point (DSC): 199 °C
Assay 'as is': 99.6 %

Date of shipment: **2016-May-20**

This certificate is valid one year from the date of shipment provided the substance is stored under the recommended conditions unopened in the original container.

LGC Quality | ISO 9001:2008
DQS 102448 QM08

LGC GmbH, Im Biotechnologiepark, TGZ II, D-14943 Luckenwalde, Germany

© 2012 LGC limited. All rights reserved. LGC Standards is part of the LGC Group.
LoGiCal is a registered trademark of LGC Standards GmbH

LoGiCal[®]
produced by LGC

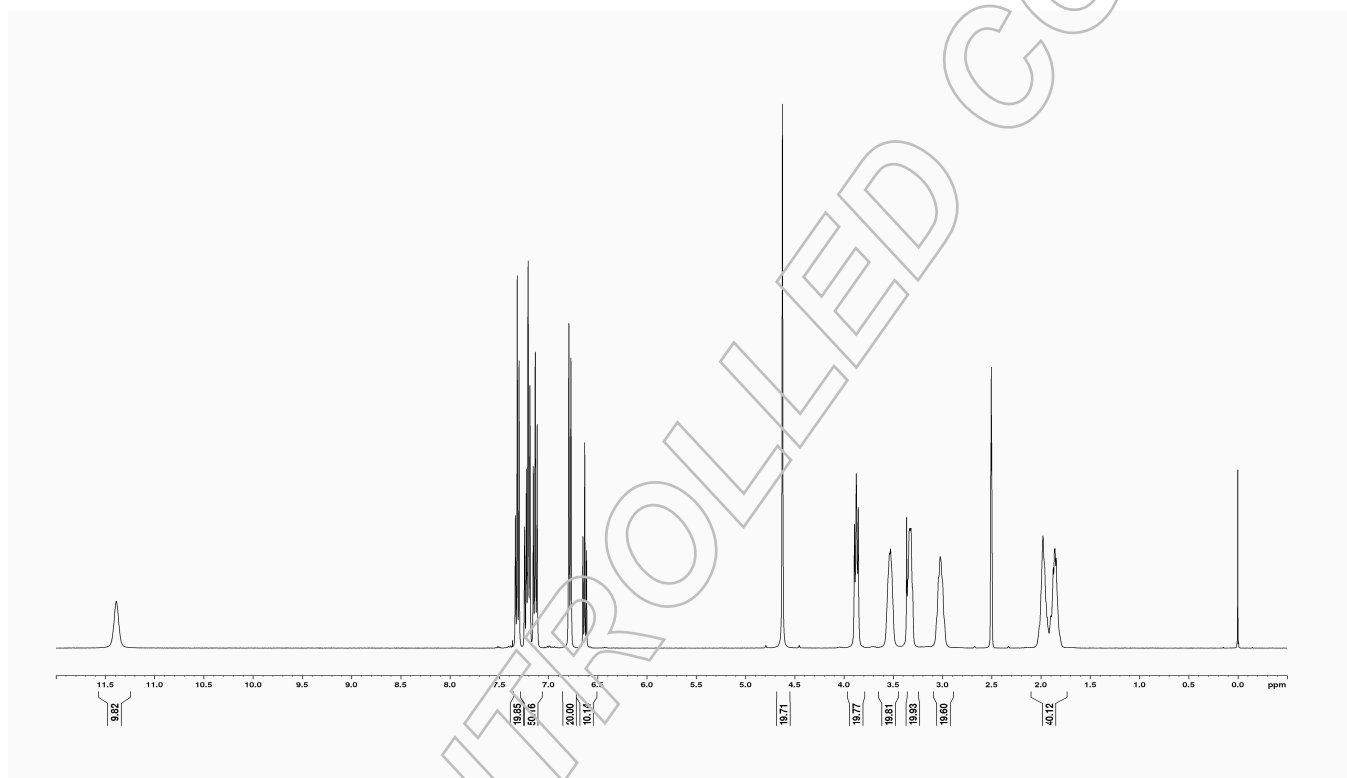


I. Identity

The identity of the reference substance was established by following analyses.

Ia. ¹H-NMR Spectrum

Conditions: 400 MHz, DMSO-d₆



The structure is confirmed by the signals of the spectrum and their interpretation.



Ib. Mass Spectrum

Method: HRMS; 3.5 kV ESI+; capillary temperature: 269 °C



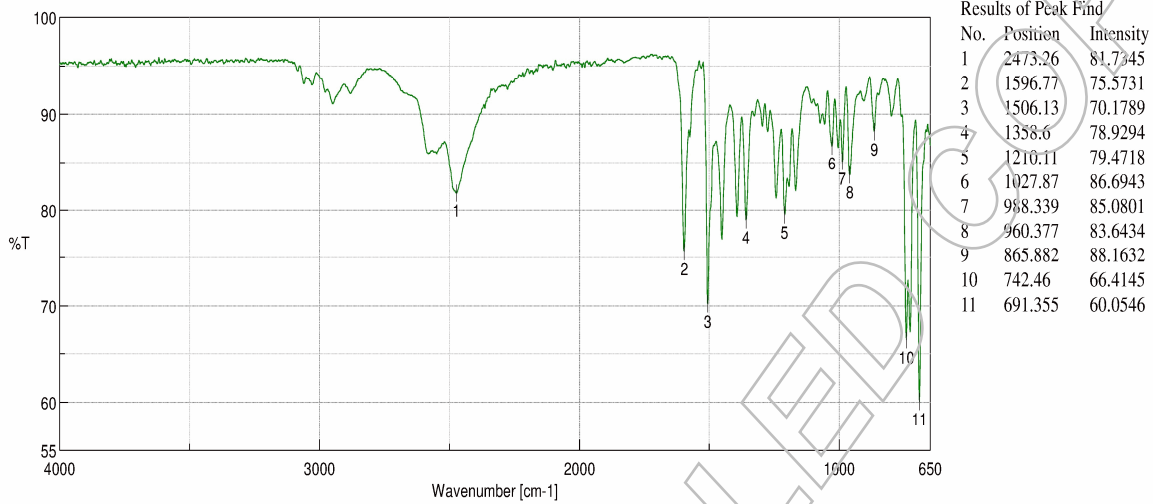
Theoretical value: 281.20122

The signal of the MS spectrum is consistent with the theoretical value and its interpretation is consistent with the structural formula.



Ic. IR Spectrum

Method: Attenuated Total Reflection Fourier Transform Infrared (ATR-FTIR) Spectroscopy



The signals of the IR spectrum and their interpretation are consistent with structural formula.



II. Purity

Ila. High Performance Liquid Chromatography (HPLC)

The purity of the reference substance was analysed by high performance liquid chromatography (HPLC).

HPLC Conditions:

Column:

Cortecs UPLC C18 +
1.6 µm, 75 x 2.1 mm

Conditions:

0.50 ml/min, 40 °C

mob. Phase A: Water, 0.1 % HCOOH

mob. Phase B: Acetonitrile, 0.1 % HCOOH

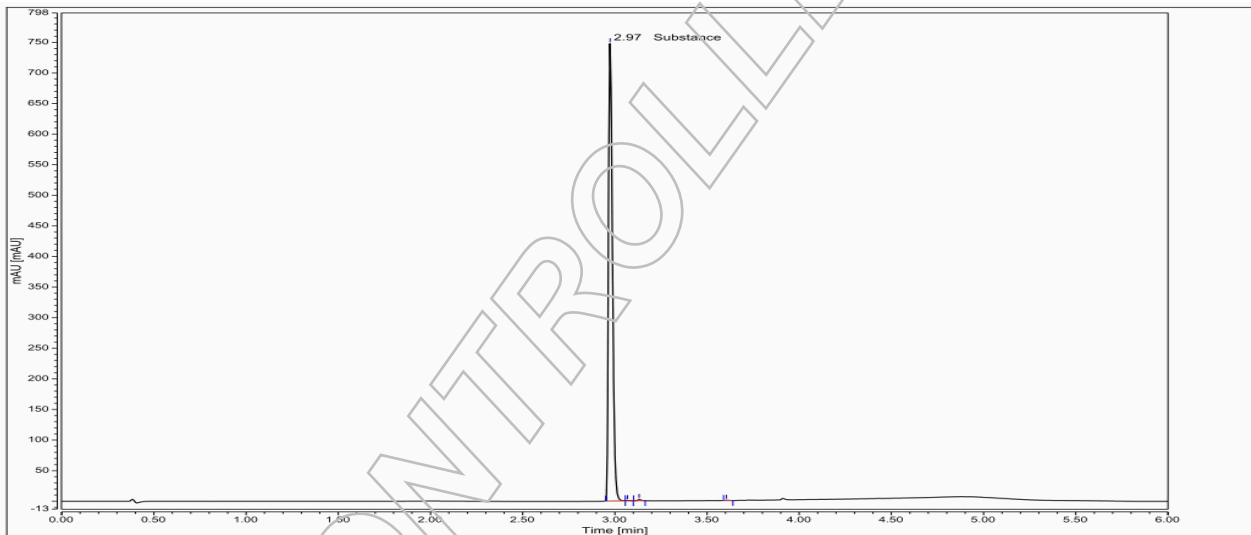
Detector:

DAD
254 nm

Injector:

Auto
2 µl; 0.062 mg/ml in
Acetonitrile/Water 50/50
(v/v)

0-1	min	A/B		98/2
1-4	min	A/B	to	2/98
4-5	min	A/B	to	98/2
5-6	min	A/B		98/2 (v/v)





Area Percent Report - Sorted by Signal

Pk#	Retention Time	Area	Area %
1	2.974	18.6739	99.68
2	3.068	0.0108	0.06
3	3.132	0.0411	0.22
4	3.606	0.0073	0.04
Totals		18.7331	100.00

For the calculation the system peaks were ignored. The content of the analyte was determined as the ratio of the peak area of the analyte and the cumulative areas of the purities, added up to 100 %.

Results:

Average 99.68 %
Number of results n=3
Standard deviation 0.01 %

IIb. Water Content

Method: Karl Fischer titration

Results:

Average 0.05 %
Number of results n=3
Standard deviation 0.01 %

IIc. Residual Solvents

Method: ¹H-NMR

No significant amounts of residual solvents were detected (< 0.05 %).



III. Final Result

Chromatographic purity (HPLC)	99.68 %
Water content	0.05 %
Residual solvents	No significant amounts of residual solvents were detected (< 0.05 %)
Assay (100 % method)¹	99.63 %

The assay is assessed to be 99.6 % 'as is'

The assay 'as is' is equivalent to the assay based on the not anhydrous and not dried substance respectively.

Release Date:

Luckenwalde, 2015-January-27

Signed:

Dr. Sabine Schröder
Product Release

¹ The calculation of the 100 % method follows the formula:

$$\text{Assay (\%)} = (100 \% - \text{volatile contents}) * \frac{\text{Purity (\%)}}{100\%}$$

Volatile contents are considered as absolute contributions, purity is considered as relative contribution