

## Certificate of Analysis

## ISO 9001

### Reference Material

#### Product name

Anhydroerythromycin A

#### Product code

MM0132.09-0025

#### CAS number

23893-13-2

#### Molecular weight

715.91

#### Molecular formula

C<sub>37</sub>H<sub>65</sub>NO<sub>12</sub>

#### Lot number

1013097

#### Appearance

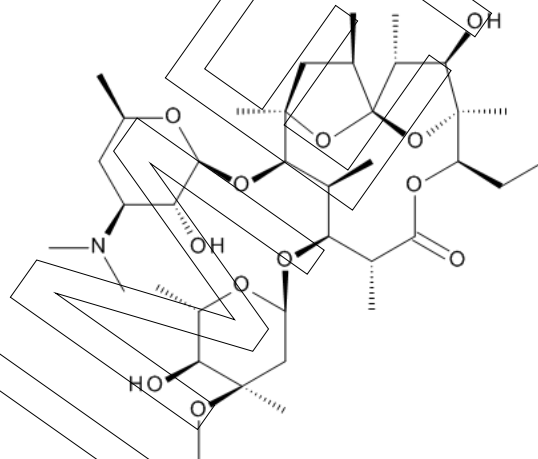
white solid

#### Melting point

139 °C (dec.)

#### Long-term storage

2 to 8 °C, dark



Assay "as is"  
**95.6 %**

Date of shipment: **30 Sep 2019**

Producer confirms that this reference material (RM) meets the specification detailed on this Certificate of Analysis for **one year** from the date of shipment, provided the substance is stored under the recommended conditions unopened in the original container.

<b>Release by:</b>	<b>Date of Release:</b>		Product Release
Dr. Sabine Schröder	Luckenwalde, 27 Sep 2019		



## Product information

For laboratory use only. Not suitable for human or animal consumption.

Before usage of the RM, it should be allowed to warm to room temperature. No drying required, as the certified value is already corrected for the content of water and other volatile materials.

The product quality is controlled by regularly performed quality control tests (retests).

## Further content

Identity

Assay

Final result

Revision table

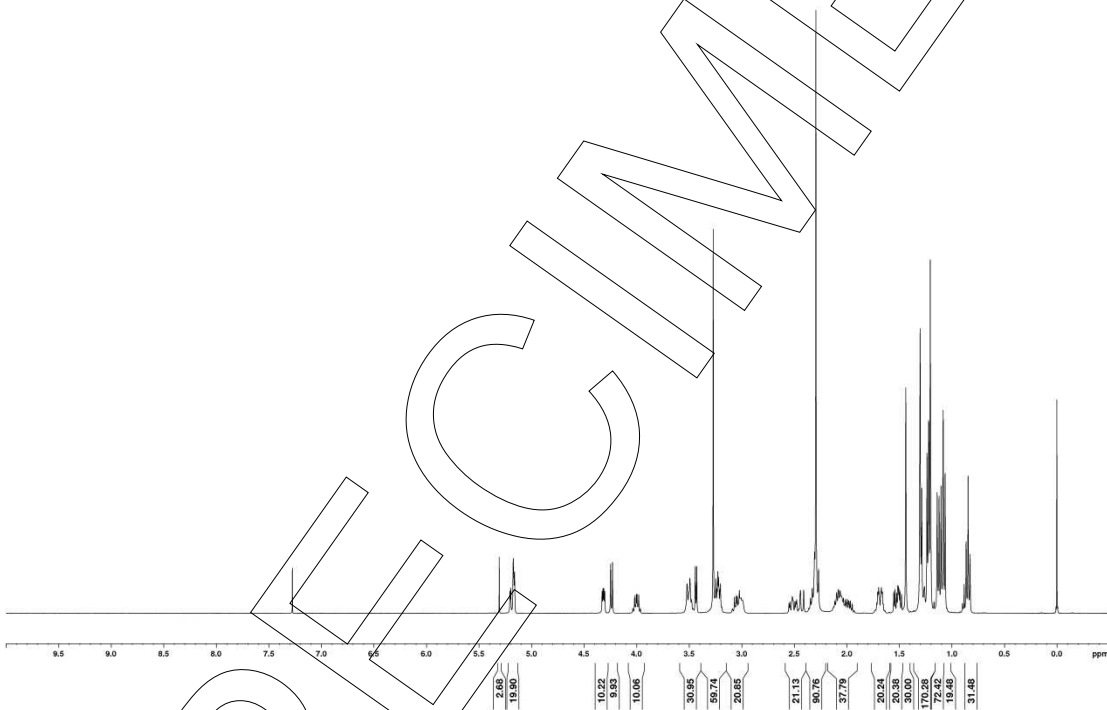
SPECIMEN



## Identity

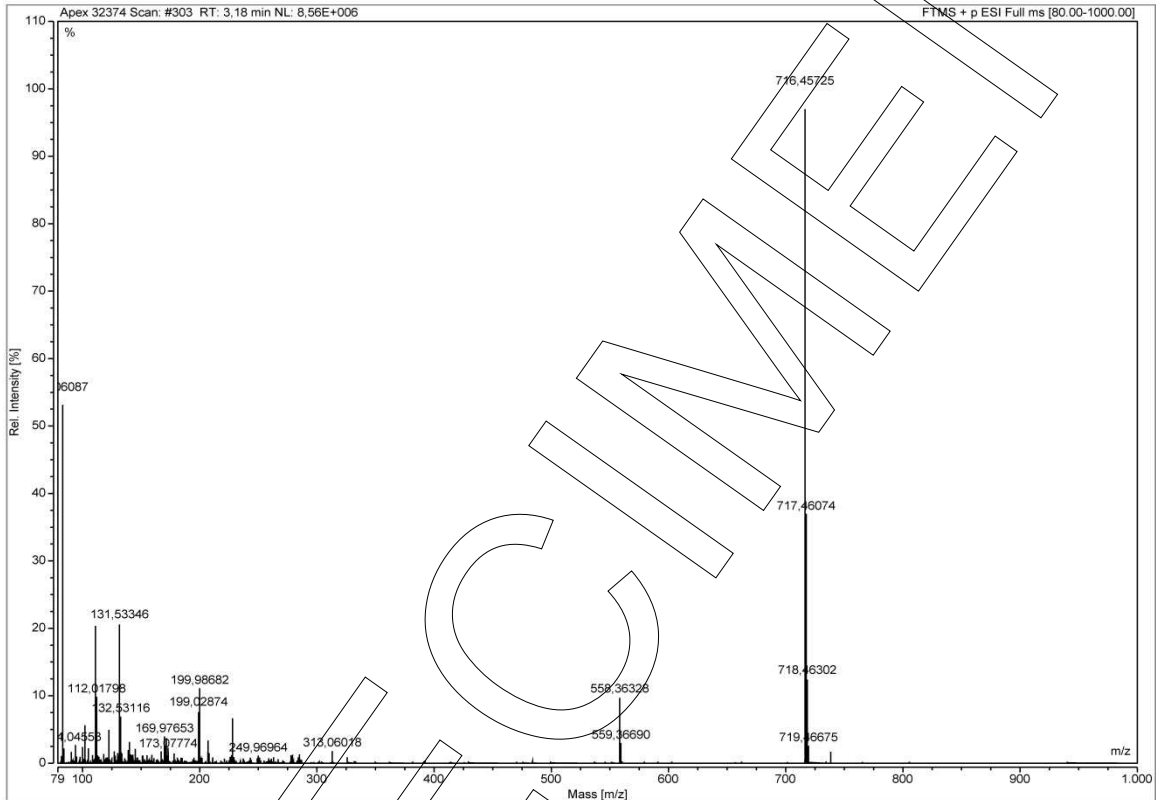
The identity of the reference material was established by following analyses.

Method	Conditions	Result
<sup>1</sup> H-NMR	400 MHz, CDCl <sub>3</sub>	Structure confirmed



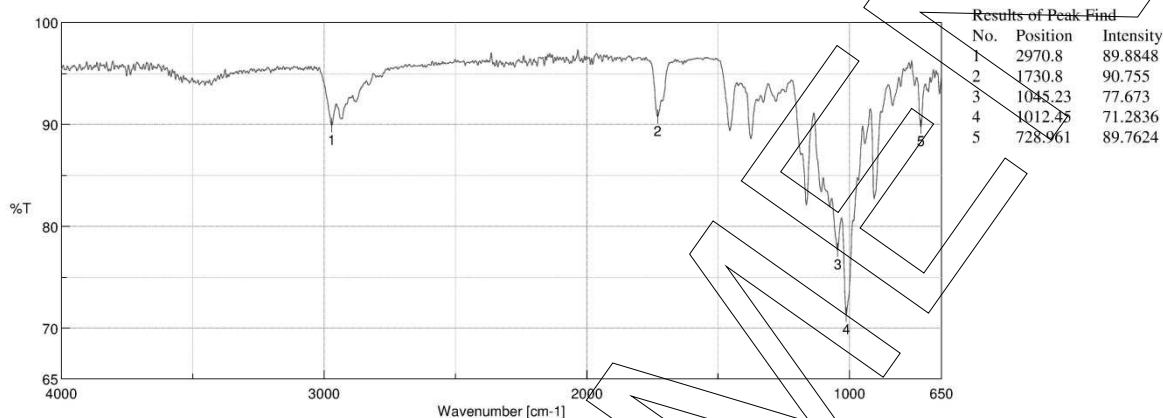


Method	Conditions	Result
MS	3.5 kV ESI+; capillary temperature: 269 °C Theoretical value: 716.45795	Structure confirmed





Method	Conditions	Result
IR	Attenuated Total Reflection Fourier Transform Infrared (ATR-FTIR) Spectroscopy	Structure confirmed



## Assay

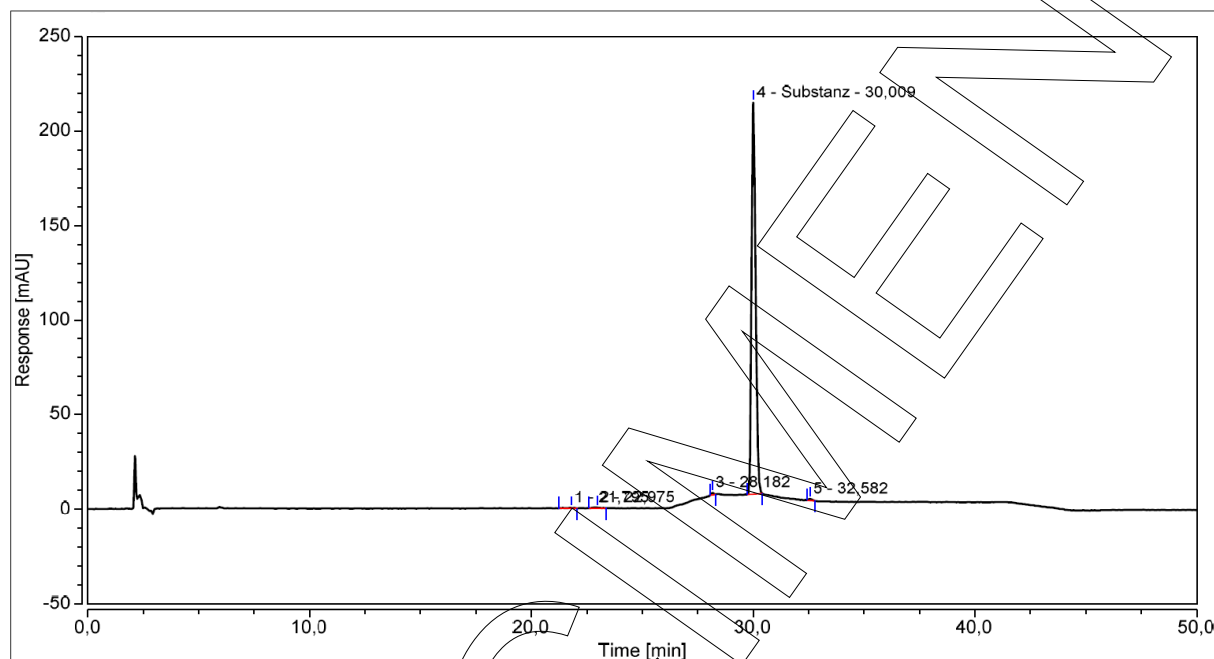
The assay of the reference material was assessed by following analyses.

## Purity by High Performance Liquid Chromatography (HPLC)

HPLC conditions:	
Column	XTerra RP18; 5 µm, 250 x 4.6 mm
Column temperature	65 °C
Detector	DAD, 210 nm
Injector	Auto 20 µl; 4.318 mg/ml in Buffer/ Methanol 60/40 (v/v); Buffer: 11.5 g/l K <sub>2</sub> HPO <sub>4</sub> , pH 8
Flow rate	1.0 ml/min
Phase A	Buffer/Acetonitrile/Water 5/35/60 (v/v/v); Buffer: 35 g/l K <sub>2</sub> HPO <sub>4</sub> , pH 7
Phase B	Buffer/Acetonitrile/Water 5/50/45 (v/v/v); Buffer: 35 g/l K <sub>2</sub> HPO <sub>4</sub> , pH 7
Gradient program	0-23 min A/B 100/0 23-25 min A/B to 0/100 25-38 min A/B 0/100 38-41 min A/B to 100/0 41-50 min A/B 100/0 (v/v)



HPLC chromatogram and peak table



### Area percent report - sorted by signal

Pk #	Retention time	Area	Area %
1	21.795	0.127	0.28
2	22.975	0.127	0.28
3	28.182	0.171	0.38
4	30.009	44.432	98.69
5	32.582	0.164	0.36
<b>Totals</b>		<b>45.020</b>	<b>100.00</b>

The content of the analyte was determined as ratio of the peak area of the analyte and the cumulative areas of the purities, added up to 100 %. System peaks were ignored in calculation.

**Result (n = 3)** 98.68 %; SD = 0.03 %



## Volatile content

Water content	
<b>Method</b>	Karl Fischer titration
<b>Result (n = 3)</b>	0.84 %; SD = 0.01 %

Residual solvents	
<b>Method</b>	<sup>1</sup> H-NMR
<b>Result (n = 1)</b>	Sum: 2.32 % 1.56 % Methylene chloride; 0.76 % <i>n</i> -Hexane

## Final result

**Assay "as is": 95.56 %**

The assay "as is" is assessed by 100% method (mass balance) and is equivalent to the assay based on the not anhydrous and not dried substance respectively.

The calculation of the 100% method follows the formula:

$$\text{Assay (\%)} = (100 \% - \text{volatile contents (\%)}) * \frac{\text{Purity (\%)}}{100 \%}$$

Volatile contents are considered as absolute contributions and purity is considered as relative contribution. Inorganic residues are excluded by additional tests.

## Revision table

Revision	Date	Reason for revision
00	27 Sep 2019	Release of the Certificate of Analysis – initial version

Product warranties for the RM are set out in the terms and conditions of purchase.