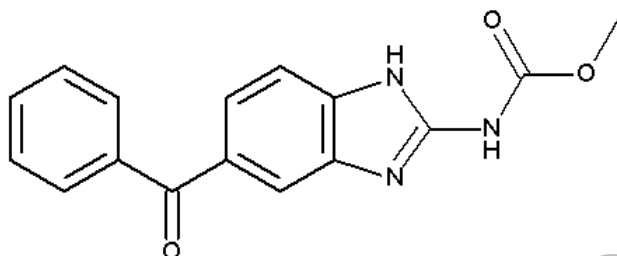




# Certificate of Analysis

## Reference Standard

Mebendazole



Molecular Formula: C<sub>16</sub>H<sub>13</sub>N<sub>3</sub>O<sub>3</sub>  
Molecular Weight: 295.29  
CAS Number: 31431-39-7

Catalogue Number: LGCFOR0882.00  
Lot Number: 60020  
Long-term Storage: 2 to 8 °C, dark  
Appearance: off-white solid  
Melting Point: 268 °C (dec.)  
Assay 'as is': 99.4 %

Date of shipment: **2017-September-05**

This certificate is valid two years from the date of shipment provided the substance is stored under the recommended conditions unopened in the original container.

LGC Quality | ISO 9001:2008  
DQS 102448 QM08

LGC GmbH, Im Biotechnologiepark, TGZ II, D-14943 Luckenwalde, Germany

© 2012 LGC limited. All rights reserved. LGC Standards is part of the LGC Group.  
LoGiCal is a registered trademark of LGC Standards GmbH

**LoGiCal®**  
produced by LGC

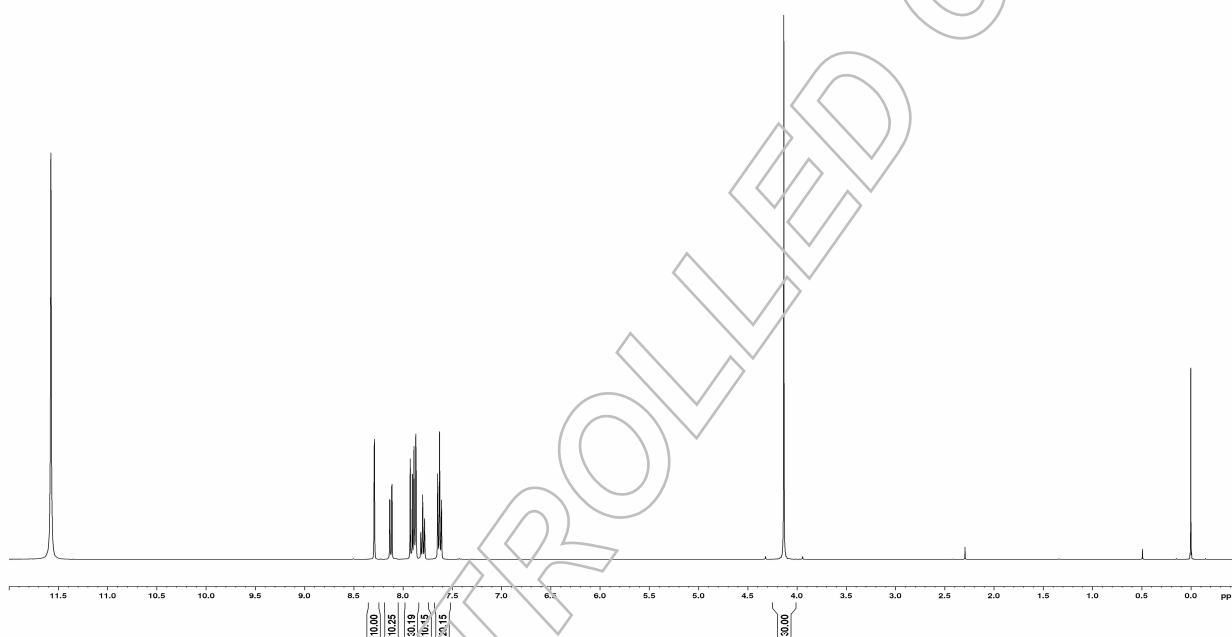


## I. Identity

The identity of the reference substance was established by following analyses.

### Ia. $^1\text{H}$ -NMR Spectrum

Conditions: 400 MHz,  $\text{CF}_3\text{COOD}$




The structure is confirmed by the signals of the spectrum and their interpretation.



## Ib. Mass Spectrum

Method: HRMS; 3.5 kV ESI+; capillary temperature: 269 °C

5062 #301 RT: 2.98 AV: 1 SB: 258 3.02-5.64 , 0.41-2.95 NL: 1.12E8  
T: FTMS + p ESI Full ms [80.00-1000.00]



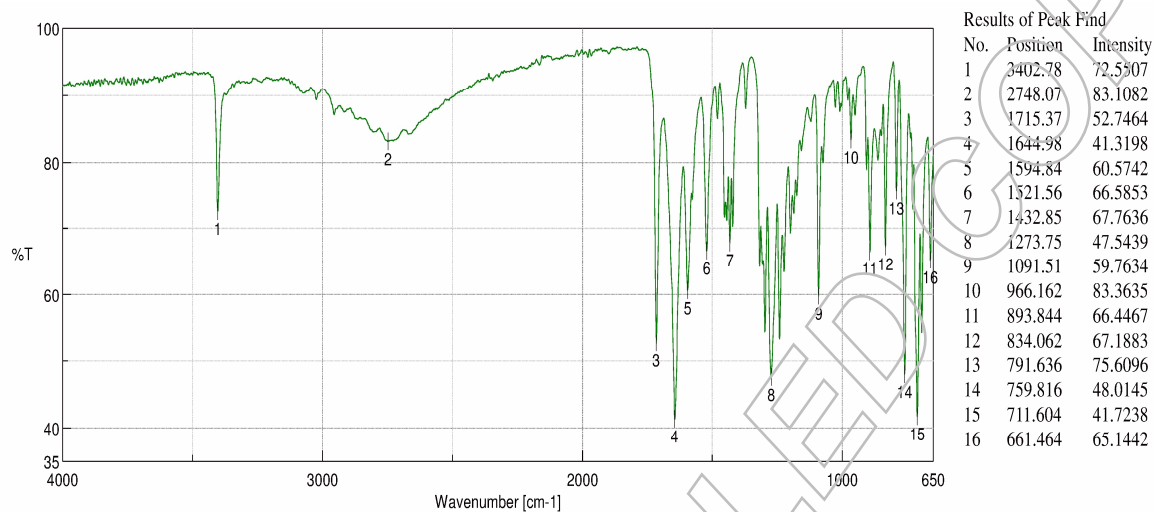
Theoretical value: 296.10296

The signal of the MS spectrum is consistent with the theoretical value and its interpretation is consistent with the structural formula.



## Ic. IR Spectrum

Method: Attenuated Total Reflection Fourier Transform Infrared (ATR-FTIR) Spectroscopy



The signals of the IR spectrum and their interpretation are consistent with structural formula.



## II. Purity

### Ila. High Performance Liquid Chromatography (HPLC)

The purity of the reference substance was analysed by high performance liquid chromatography (HPLC).

#### HPLC Conditions:

##### Column:

Cortecs UPLC C18 +  
1.6 µm, 75 x 2.1 mm

##### Conditions:

0.50 ml/min, 40 °C

mob. Phase A: Water, 0.1 % HCOOH

mob. Phase B: Acetonitrile, 0.1 % HCOOH

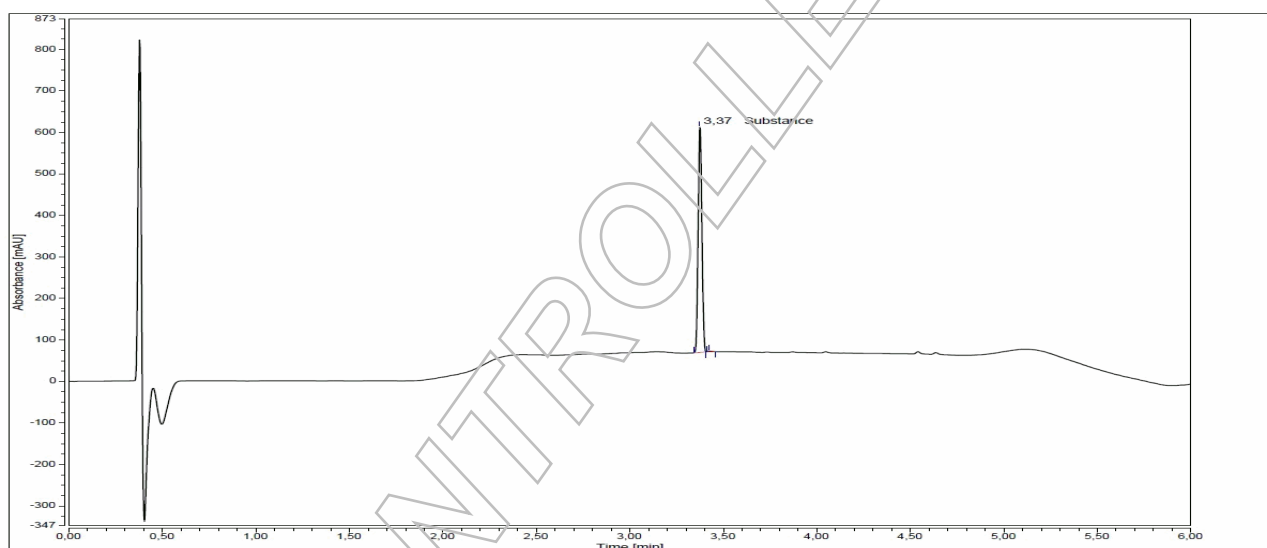
##### Detector:

DAD  
210 nm

##### Injector:

Auto  
2 µl; 0.042 mg/ml in  
Acetonitrile

0-1	min	A/B		98/2
1-4	min	A/B	to	2/98
4-5	min	A/B	to	98/2
5-6	min	A/B		98/2 (v/v)



#### Area Percent Report - Sorted by Signal

PK#	Retention Time	Area	Area %
1	3.373	12.6487	99.60
2	3.420	0.0506	0.40
Totals		12.6993	100.00

For the calculation the system peaks were ignored. The content of the analyte was determined as the ratio of the peak area of the analyte and the cumulative areas of the purities, added up to 100 %.

**Results:**

<b>Average</b>	99.55 %
<b>Number of results</b>	n=3
<b>Standard deviation</b>	0.05 %

**IIb. Water Content**

Method: Karl Fischer titration

**Results:**

<b>Average</b>	0.11 %
<b>Number of results</b>	n=3
<b>Standard deviation</b>	0.01 %

**IIc. Residual Solvents**

Method: <sup>1</sup>H-NMR

No significant amounts of residual solvents were detected (< 0.05 %).



### III. Final Result

<b>Chromatographic purity (HPLC)</b>	99.55 %
<b>Water content</b>	0.11 %
<b>Residual solvents</b>	No significant amounts of residual solvents were detected (< 0.05 %)
<b>Assay (100 % method)<sup>1</sup></b>	99.44 %

The assay is assessed to be 99.4 % 'as is'

The assay 'as is' is equivalent to the assay based on the not anhydrous and not dried substance respectively.

Release Date:

Luckenwalde, 2014-November-27

Signed:

Dr. Andreas Sieg  
Product Release

<sup>1</sup> The calculation of the 100 % method follows the formula:

$$\text{Assay (\%)} = (100 \% - \text{volatile contents}) * \frac{\text{Purity (\%)}}{100\%}$$

Volatile contents are considered as absolute contributions, purity is considered as relative contribution